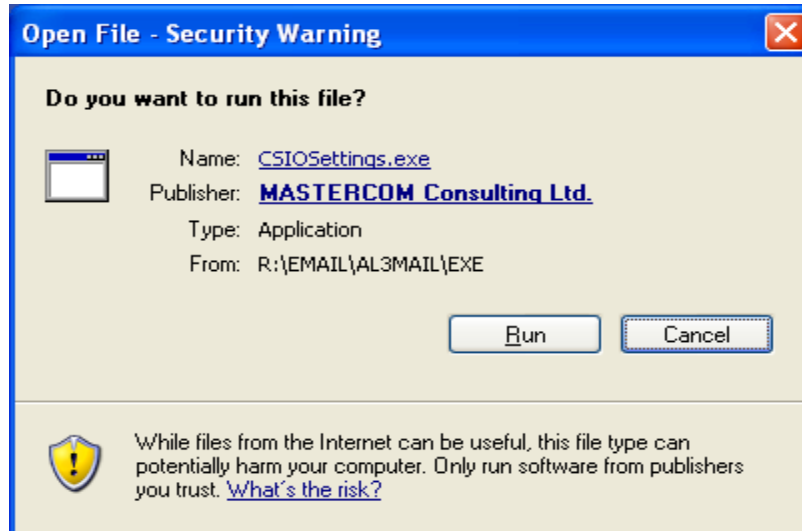


Open File – Security Warning

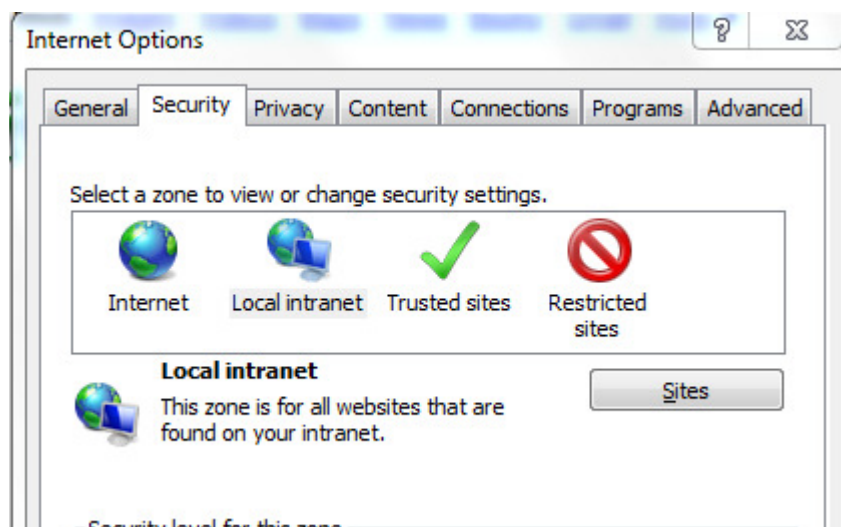
Even after programs have been trusted, Windows Internet Explorer insists on issuing Security Warnings for programs being started from a mapped drive.



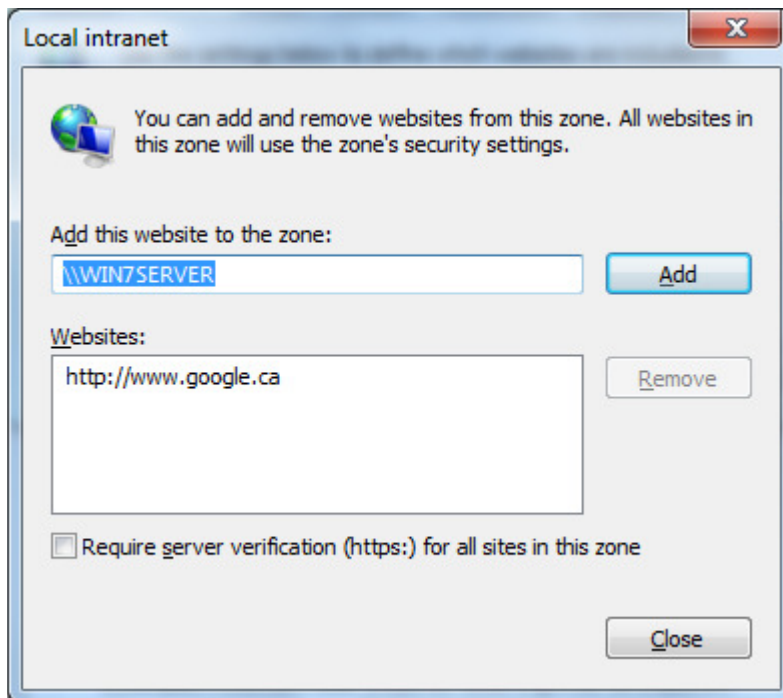
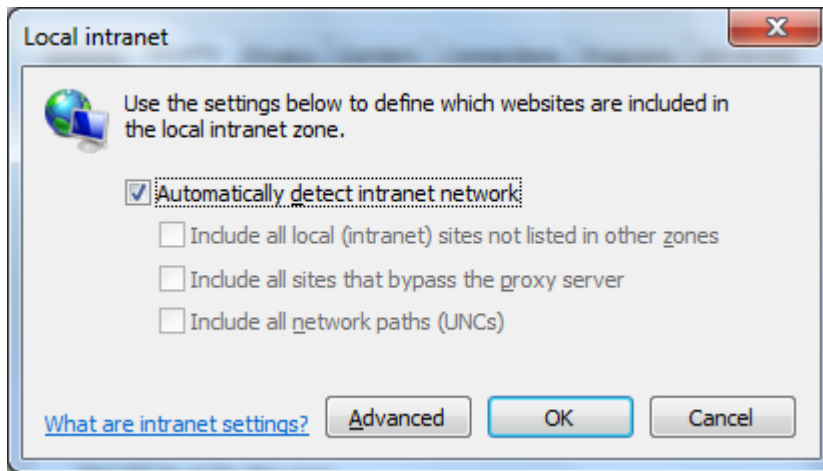
The **WORKAROUND** is as given in the Microsoft Knowledge Base Article **Intranet site is identified as an Internet site when you use an FQDN or an IP address** - <http://support.microsoft.com/kb/303650/en-us>

To work around this behavior, add the UNC path of the share to the Local Intranet Sites dialog box:

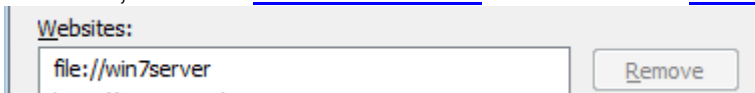
1. In Internet Explorer, click **Tools**, and then click **Internet Options**.
2. On the **Security tab**, click **Local intranet**, and then click **Sites**.



3. Click the **Advanced** button and then type: the “**UNC path of the share**” as illustrated below add to the **Websites:** box, as shown below.



4. Click **Add**, and for [\\WIN7SERVER](#) it is added as [file://win7server](#)



5. Click **Close**, click **OK**, and then click **OK** again to close the Internet Options dialog box.

6. Restart the computer.